

FULL HEIGHT ALUMINIUM
CNC MILLED FIXING SPINE

STRUCTURAL OPENING WIDTH

SEE DRG JCL19116/FD/1
FOR FRAME OPTIONS

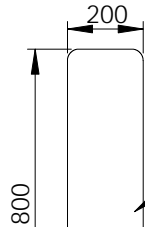
HMW FOOD SAFE
HIGH DENSITY PANEL

FLUSH FRAMELESS DESIGN
UPPER VISION WINDOW

BUMPER QTY/TYPE/HEIGHT
TO SUIT TRAFFIC/APPLICATION

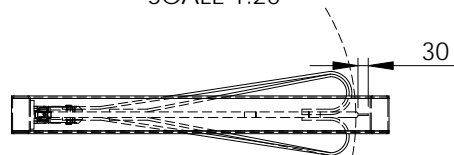
STAINLESS STEEL
AUTO-CLOSE HINGE
SYSTEM (HOLD OPEN
OPTIONAL)

STRUCTURAL OPENING HEIGHT



5

FRONT ELEVATION
SCALE 1:20



PLAN VIEW
SCALE 1:20

POLYDOOR® TYPE 'RS2' IMPACT DOOR OPTIONS

- HOLD-OPEN OR UNI-DIRECTIONAL OPERATION
- LOWER DDA FRAMELESS VISION WINDOWS
- STAINLESS STEEL AND POWDER COATED SUB-FRAMES
- REPLACEABLE BUBBLE STYLE DOOR SEALS
- VISUAL IDENTIFICATION BUMPERS
- WINDOW SIZE/SHAPE

THE INFORMATION CONTAINED IN
THIS DRAWING IS PRIVATE AND
CONFIDENTIAL. NO DETAILS ARE
TO BE DISCLOSED TO ANY THIRD
PARTIES OR PERSONS, UNLESS
SPECIFIED THIS DRAWING IS NOT
ISSUED FOR CONSTRUCTION.

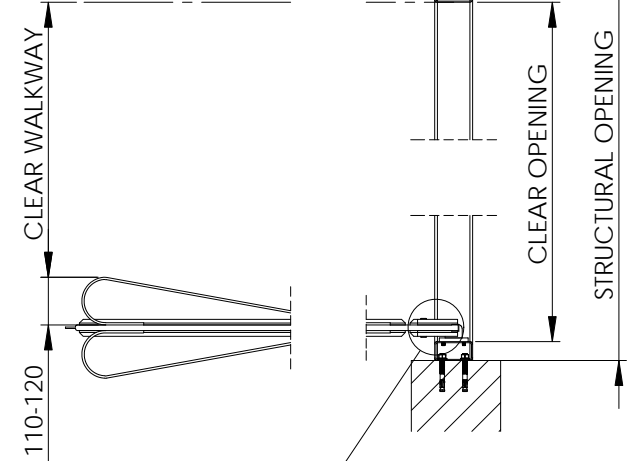
COMMENTS:

NOT FOR MANUFACTURE
SOME DETAILS NOT SHOWN FOR CLARITY

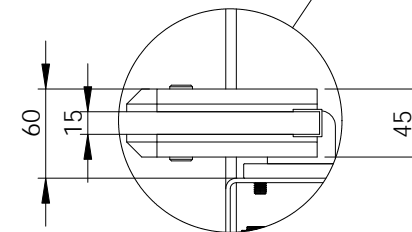
	NAME	DATE
DRAWN BY	TW	19/01/2013
LAST CHECK		15/04/2014
APPROVED		
OTHER		

PLEASE DO NOT RELY ON THE
SCALE OF THIS DRAWING. ALWAYS
ASK IF IN ANY DOUBT.
TOLERANCE = +/- 0.3mm / 300mm

EXISTING SUBSTRATE



OPEN VIEW
SCALE 1:20



DETAIL D
SCALE 1 : 5

polydoor®

DESCRIPTION:
TYPE 'RS2' - DUAL ACTION RETAIL
FOOD SAFE TRAFFIC DOOR (SINGLE)

SIZE	DWG. NO.	REV.
A	POLYDOOR-22015-TYPE-R-S2	0

SCALE: AS SHOWN