

FULL HEIGHT ALUMINIUM  
CNC MILLED FIXING SPINE

STRUCTURAL OPENING WIDTH

SEE DRG JCL19116/FD/1  
FOR FRAME OPTIONS

HMW FOOD SAFE  
HIGH DENSITY PANEL

FLUSH FRAMELESS DESIGN  
UPPER VISION WINDOW

BUMPER QTY/TYPE/HEIGHT  
TO SUIT TRAFFIC/APPLICATION

LOWER DDA COMPLIANT  
FRAMELESS WINDOW SYSTEM

STAINLESS STEEL  
AUTO-CLOSE HINGE  
SYSTEM (HOLD OPEN  
OPTIONAL)

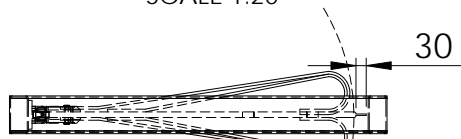
STRUCTURAL OPENING HEIGHT

200  
800

300

5

FRONT ELEVATION  
SCALE 1:20

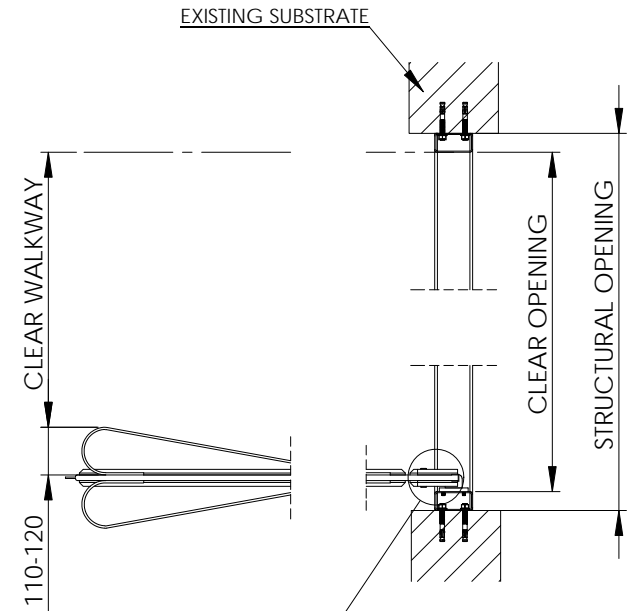


PLAN VIEW  
SCALE 1:20

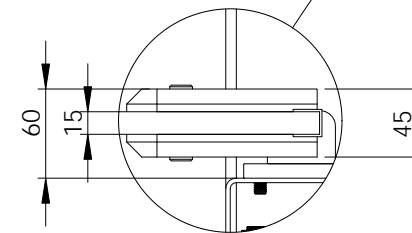
30

POLYDOOR® TYPE 'R' IMPACT DOOR OPTIONS

- HOLD-OPEN OR UNI-DIRECTIONAL OPERATION
- LOWER DDA FRAMELESS VISION WINDOWS
- STAINLESS STEEL AND POWDER COATED SUB-FRAMES
- REPLACEABLE BUBBLE STYLE DOOR SEALS
- VISUAL IDENTIFICATION BUMPERS
- WINDOW SIZE/SHAPE



OPEN VIEW  
SCALE 1:20



DETAIL D  
SCALE 1:5

THE INFORMATION CONTAINED IN  
THIS DRAWING IS PRIVATE AND  
CONFIDENTIAL. NO DETAILS ARE  
TO BE DISCLOSED TO ANY THIRD  
PARTIES OR PERSONS, UNLESS  
SPECIFIED THIS DRAWING IS NOT  
ISSUED FOR CONSTRUCTION.

COMMENTS:  
NOT FOR MANUFACTURE  
SOME DETAILS NOT SHOWN FOR CLARITY

|            | NAME | DATE       |
|------------|------|------------|
| DRAWN BY   | TW   | 19/01/2013 |
| LAST CHECK |      | 20/03/2014 |
| APPROVED   |      |            |
| OTHER      |      |            |

PLEASE DO NOT RELY ON THE  
SCALE OF THIS DRAWING. ALWAYS  
ASK IF IN ANY DOUBT.  
TOLERANCE = +/- 0.3mm / 300mm

**polydoor®**

DESCRIPTION:  
TYPE 'R' - DUAL ACTION RETAIL  
FOOD SAFE TRAFFIC DOOR (SINGLE)

| SIZE     | DWG. NO.                | REV.     |
|----------|-------------------------|----------|
| <b>A</b> | POLYDOOR-22015-TYPE-R-S | <b>0</b> |

SCALE: AS SHOWN